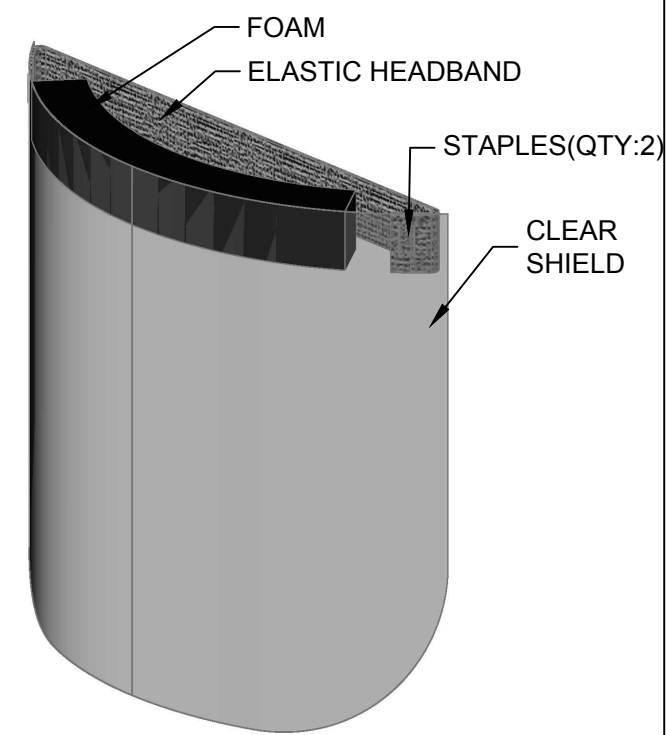
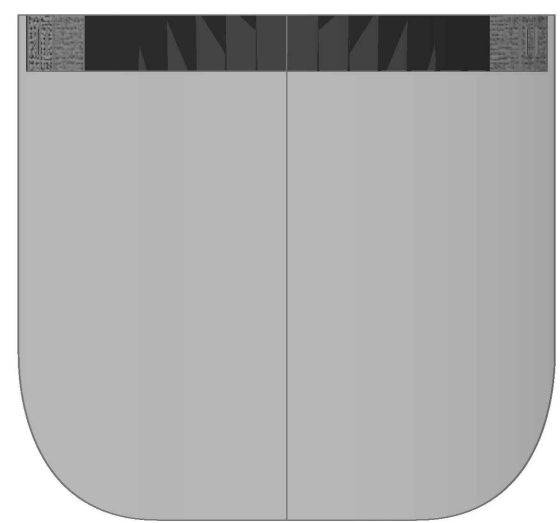
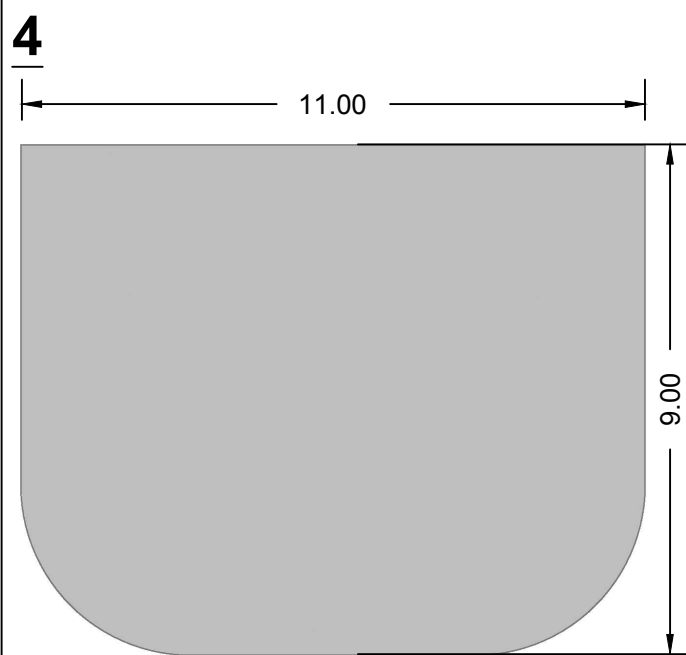


ITEM #	DESCRIPTION	MATERIAL	PART #	QTY	COST
1	FOAM CUSHION w/ ADHESIVE BACK	ADHESIVE BACK MOLDED CROSSLINK FOAM	-----	1	
2	ELASTIC BAND	1"x12" ELASTIC BAND	-----	1	
3	CLEAR PLASTIC SHIELD	CLEAR POLYETHYLENE (PET) FILM(.01-.030" THICK) OR EQUIV.	-----	1	
4	STAPLES	ZINC PLATED STEEL WIRE	-----	2	



INSTRUCTIONS:

- ALIGN FOAM TO TOP EDGE OF CLEAR SHIELD AND CENTER IT. FIRMLY PRESS TO ADHERE.
- PLACE ENDS OF ELASTIC BAND ON EITHER SIDE OF THE FLAT EDGE AND STAPLE TWICE.